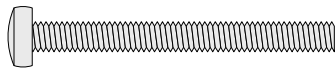
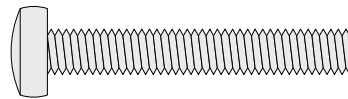
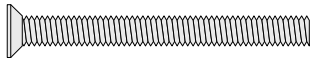


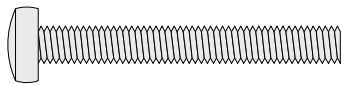
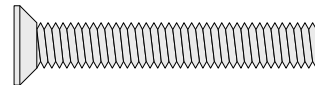
STANDARD METRIC MACHINE SCREW SIZES AND THREAD PITCHES



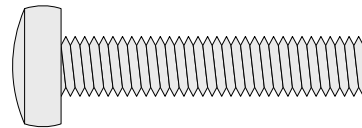
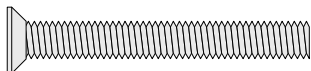
4mm x 0.7



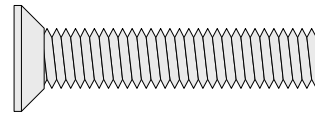
6mm x 1.0



5mm x 0.8

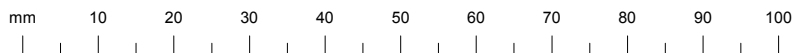


8mm x 1.25



For Pan Head - Measure length from under the head to the end of the screw.

For Flat Head - Measure length from the top of the head to the end of the screw.



Scale Check 6 inches